



Krupajal Engineering College, Bhubaneswar

STUDENT FEEDBACK ANALYSIS REPORT (2017-18)

Prepared by

Internal Quality Assurance Cell (IQAC)

Submitted to

Governing Body

Krupajal Engineering College, Bhubaneswar

Feedback Report 2017-18

- It is the practice followed in our Institution to obtain feedback from the students about Academic / Curriculum / Co-curricular / Administration activities / Infrastructure etc. for the holistic development of the institution.
- The practice followed in the Institution is to obtain feedback from the employees (both Teaching and Non-Teaching) throughout the year. The sources to obtain feedback related to curriculum & syllabi, teaching-learning process, teaching pedagogies are through IQAC.
- It is the practice followed in our Institution to obtain feedback from the alumni through various avenues viz. during the time of convocation/collecting the certificate. The various parameters emphasized in these feedback mechanisms are revolving around curriculum, syllabi of courses, course outcomes, programme outcomes, teaching – learning process, evaluation system, mentoring system, infrastructure facilities, about administration office. The feedback from alumni feedback is considered as a major resource for the holistic development of an institution.
- The Institution obtains feedback from employers through various forums. These feedbacks were collected and collated in the institute level and important suggestions / comments / remarks given by the employers for enhancing the curriculum & syllabi were considered for further course of action.



PRINCIPAL
KRUPAJAL ENGINEERING COLLEGE
BHUBANESWAR

Summary of Statistics of Feedback Received (2017-18):

Sl. No	Feedback Category	Total numbers of Stakeholder recorded feedback
1	Students Feedback on Academic Performance	3178
2	Student Feedback on Campus Facilities	3190
3	Faculty Feedback on Academic Performance And Ambience	94
4	Alumni Feedback on Academic Performance & Ambience	510
5	Employer Feedback	38

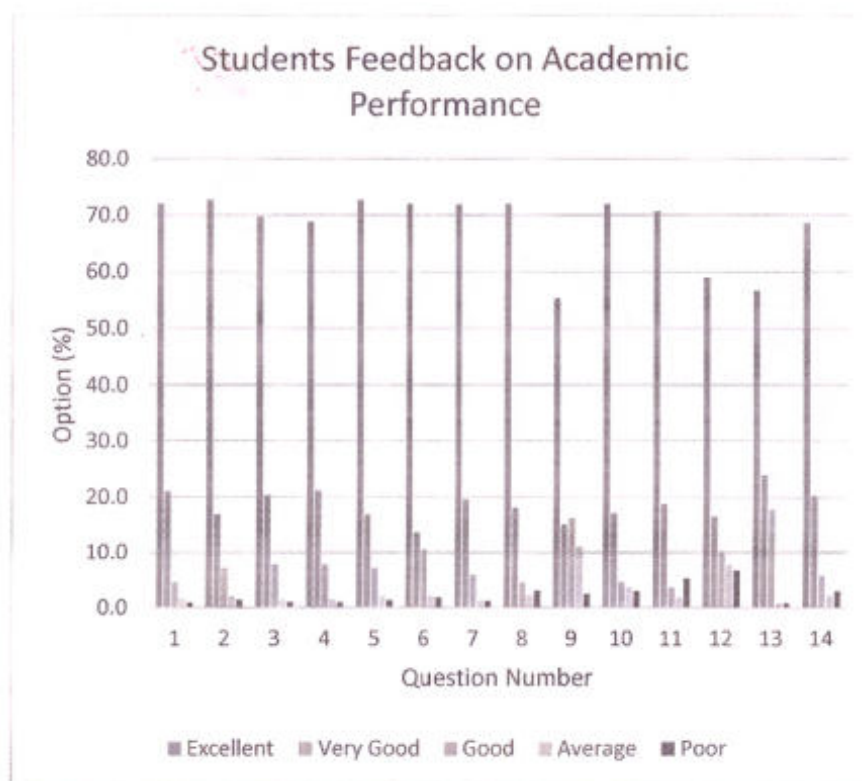


PRINCIPAL
KRUPAJAL ENGINEERING COLLEGE
BHUBANESWAR

Tabular Analysis of Students' Feedback Response (2017-18)

- Academic Performance

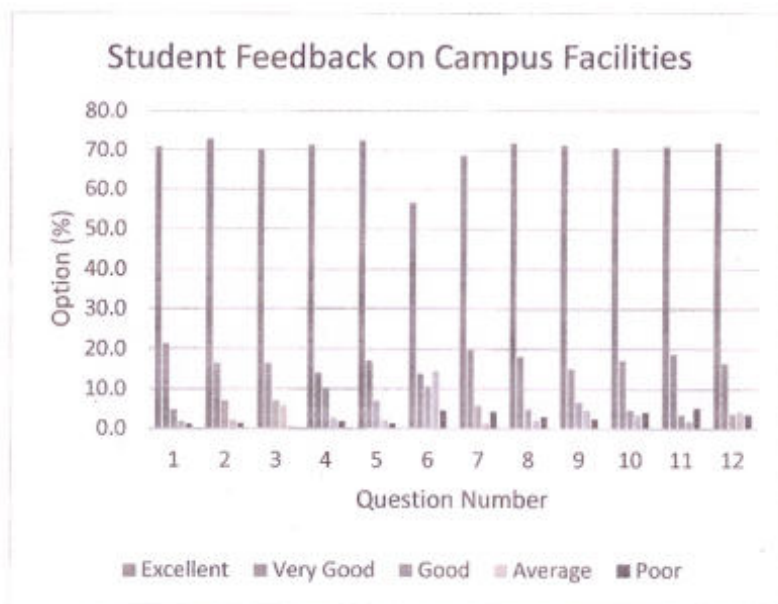
	Question	Opinions of Answer in Percentage				
		Excellent	Very Good	Good	Average	Poor
1	Course objectives stated clearly	72.0	21.1	4.5	1.5	0.9
2	Course outcomes intimated and explained	72.8	16.9	7.0	2.0	1.4
3	Lesson plan availability	69.6	20.3	7.7	1.4	1.0
4	Adherence to lesson plan	68.9	21.1	7.7	1.3	1.0
5	Pace of delivery	72.8	16.9	7.0	2.0	1.4
6	Quality of assignment questions	72.0	13.6	10.5	2.0	1.9
7	Quality of test conducted	71.9	19.5	5.9	1.4	1.3
8	Fairness in evaluation and timely return	72.0	18.1	4.5	2.2	3.1
9	Knowledge achieved from content beyond syllabus	55.3	15.0	16.1	11.0	2.5
10	Laboratory conducted	72.0	17.1	4.5	3.5	3.0
11	Course outcomes achieved	70.6	18.8	3.6	1.8	5.3
12	Faculty knowledge on course	59.0	16.5	10.1	7.7	6.7
13	Motivation for self-study	56.7	24.0	17.7	0.8	0.8
14	Faculty deliverance skill in the class	68.7	20.4	5.8	2.3	3.0




PRINCIPAL
 KRUPAJAL ENGINEERING COLLEGE
 BHUBANESWAR

- Campus Facilities

	Question	Opinions of Answer in Percentage				
		Excellent	Very Good	Good	Average	Poor
1	Availability and utilization of teaching aids	78.2	11.1	5.4	3.0	2.3
2	Library & Internet facilities (Wi-Fi)	35.7	41.2	16.8	4.5	2.1
3	Availability of R&D infrastructure	62.0	11.7	12.7	10.8	2.7
4	Canteen facility	45.4	16.7	15.7	9.0	13.2
5	Transport facility	79.7	11.1	5.4	3.0	0.8
6	Recreational Facilities (Garden, Gym, etc.)	82.0	11.8	2.5	1.8	1.8
7	Sports facility	50.5	13.8	16.1	18.0	1.5
8	Medical facility	73.2	9.4	6.1	3.5	7.9
9	Cleanliness and ambience in campus	40.6	10.2	8.1	21.7	19.3
10	Security arrangement	45.9	29.2	17.1	3.9	3.9
11	Functioning of grievance cell	72.3	11.1	5.3	3.0	8.3
12	Effectiveness of suggestion and complaint system	45.4	16.7	15.7	9.1	13.2




PRINCIPAL
 KRUPAJAL ENGINEERING COLLEGE
 BHUBANESWAR

General Observations of Students Feedback (2017-18)

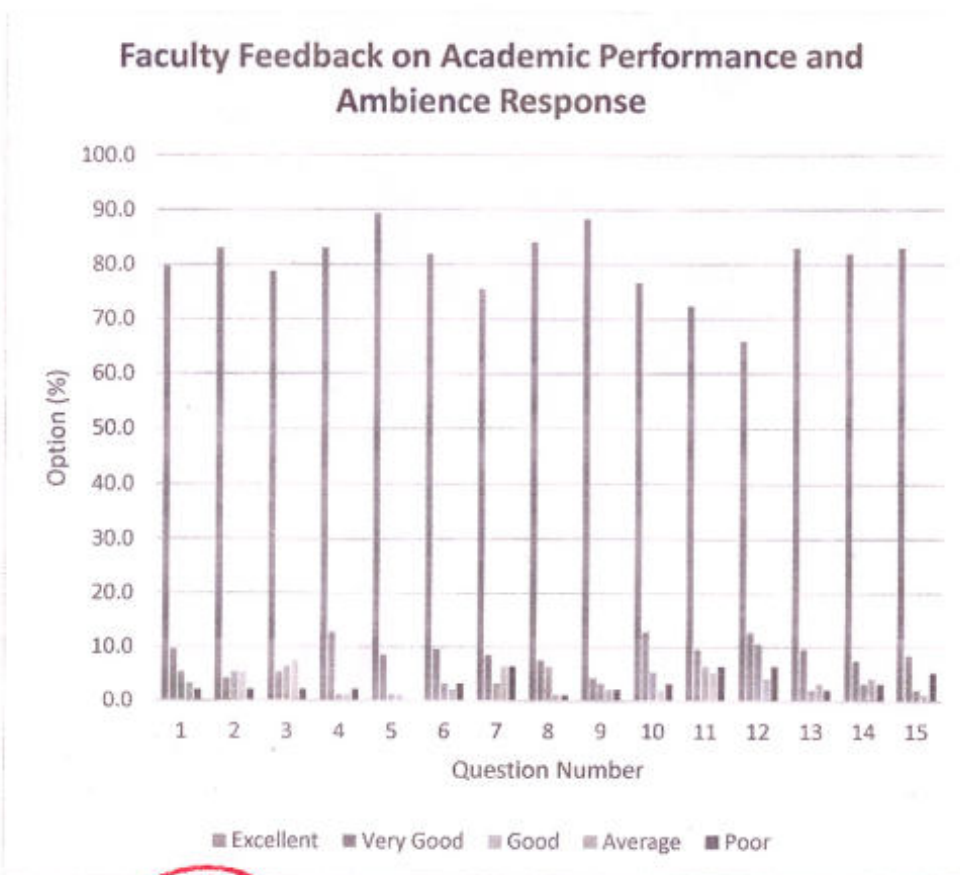
- Soft/ communication skills would improve their chances of placement in industry.
- Students have expressed their opinion about promoting internship which can be beneficial for both employers and students.
- Improvement needed in personality development, writing and communication skills.
- Improvement needed in recent advancement of technology



PRINCIPAL
KRUPAJAL ENGINEERING COLLEGE
BHUBANESWAR

Tabular Analysis of Faculty Feedback on Academic Performance and Ambience Response (2017-18)

	Question	Opinions of Answer in Percentage				
		Excellent	Very Good	Good	Average	Poor
1	Availability and utilization of teaching aids	79.8	9.6	5.3	3.2	2.1
2	Library & Internet facility (Wi-Fi)	83.0	4.3	5.3	5.3	2.1
3	Availability of infrastructure & R&D	78.7	5.3	6.4	7.4	2.1
4	Functioning of Industry Institute Partnership	83.0	12.8	1.1	1.1	2.1
5	Salary and emoluments	89.4	8.5	1.1	1.1	0.0
6	Effectiveness of Management	81.9	9.6	3.2	2.1	3.2
7	Effectiveness of Administration	75.5	8.5	3.2	6.4	6.4
8	Service conditions	84.0	7.4	6.4	1.1	1.1
9	Canteen facility	88.3	4.3	3.2	2.1	2.1
10	Transport facility	76.6	12.8	5.3	2.1	3.2
11	Sports facility	72.3	9.6	6.4	5.3	6.4
12	Medical facility	66.0	12.8	10.6	4.3	6.4
13	Opportunities for professional growth	83.0	9.6	2.1	3.2	2.1
14	Effectiveness of suggestion and complaint system	81.9	7.4	3.2	4.3	3.2
15	Overall impression	83.0	8.5	2.1	1.1	5.3



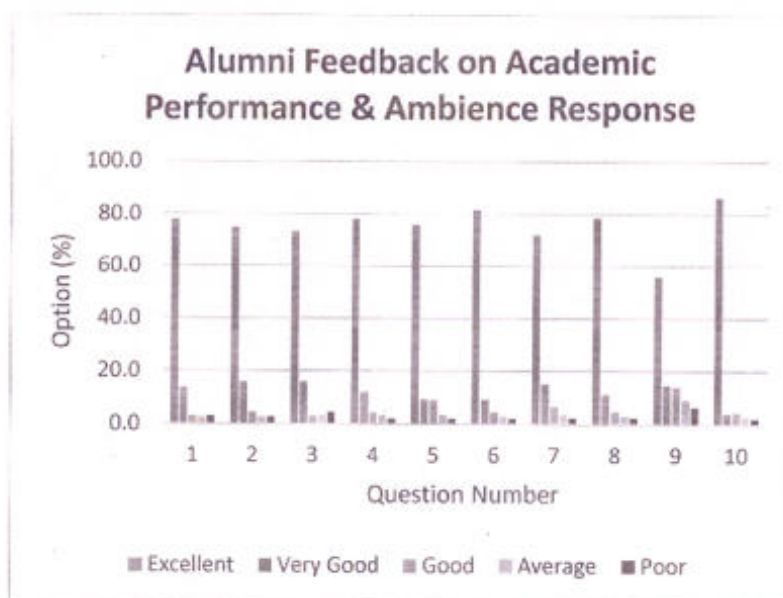

PRINCIPAL
 KRUPAJAL ENGINEERING COLLEGE
 BHUBANESWAR

General Observations of Faculty Feedback on Academic Performance and Ambience (2017-18)

- Industry-focused curricula ought to be implemented as it can be very beneficial for students who are preparing for careers in specific industries.
- Extra guidance for academically weaker students

Tabular Analysis of Alumni Feedback on Academic Performance & Ambience Response (2017-18)

	Question	Opinions of Answer in Percentage				
		Excellent	Very Good	Good	Average	Poor
1	Campus Environment	77.8	13.5	2.9	2.5	3.1
2	Teaching standards	74.7	15.9	4.3	2.4	2.7
3	Quality of lab training	73.1	15.9	3.1	3.3	4.5
4	Student amenities	78.0	12.0	4.3	3.5	2.2
5	Assessment & examination system	75.9	9.4	9.0	3.5	2.2
6	Quality of library facility	81.6	9.2	4.3	2.7	2.2
7	Quality of faculty teaching	72.0	15.3	6.7	3.7	2.4
8	How would you rate this institution?	78.4	11.2	4.7	3.1	2.5
9	Public perception of institution	55.9	14.7	13.9	9.0	6.5
10	Placement efforts of the institution	86.3	4.1	4.3	3.1	2.2



Analysis Report on the Alumni Feedback received (2017-18)

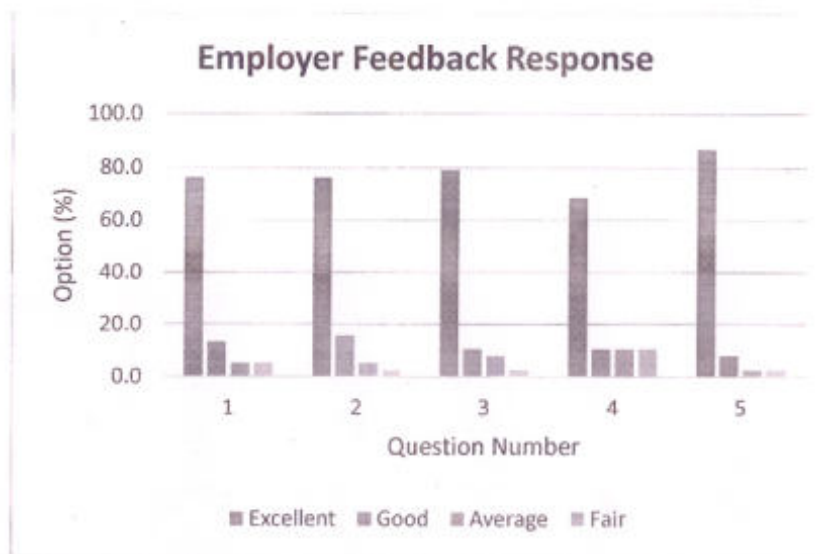
- Financial assistance for attending National conferences held at NITs and IITs.




PRINCIPAL
 KRUPAJAL ENGINEERING COLLEGE
 BHUBANESWAR

Tabular Analysis of Employer Feedback Response (2017-18)

	Question	Opinions of Answer in Percentage			
		Excellent	Good	Average	Fair
1	Ambience of the institution	76.3	13.2	5.3	5.3
2	Technical Skills	76.3	15.8	5.3	2.6
3	Workplace Attitude	78.9	10.5	7.9	2.6
4	Interpersonal Skills	68.4	10.5	10.5	10.5
5	Passion for growth	86.8	7.9	2.6	2.6



Analysis Report on the Employer Feedback received (2017-18)

- Students should receive more technical training.
- Implement current technology in the syllabus.




PRINCIPAL
 KRUPAJAL ENGINEERING COLLEGE
 BHUBANESWAR


IQAC Co-ordinator
 IQAC Coordinator
 Krupajal Engineering College
 Bhubaneswar